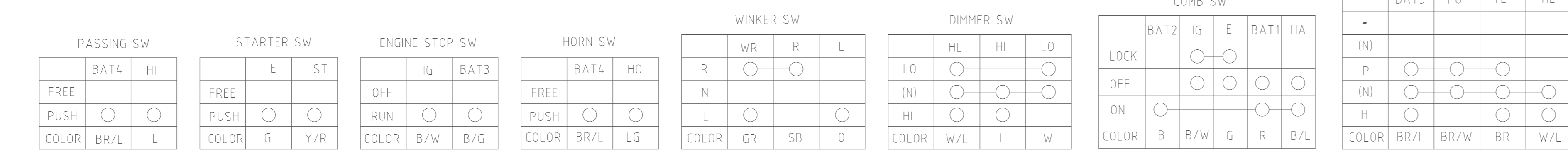
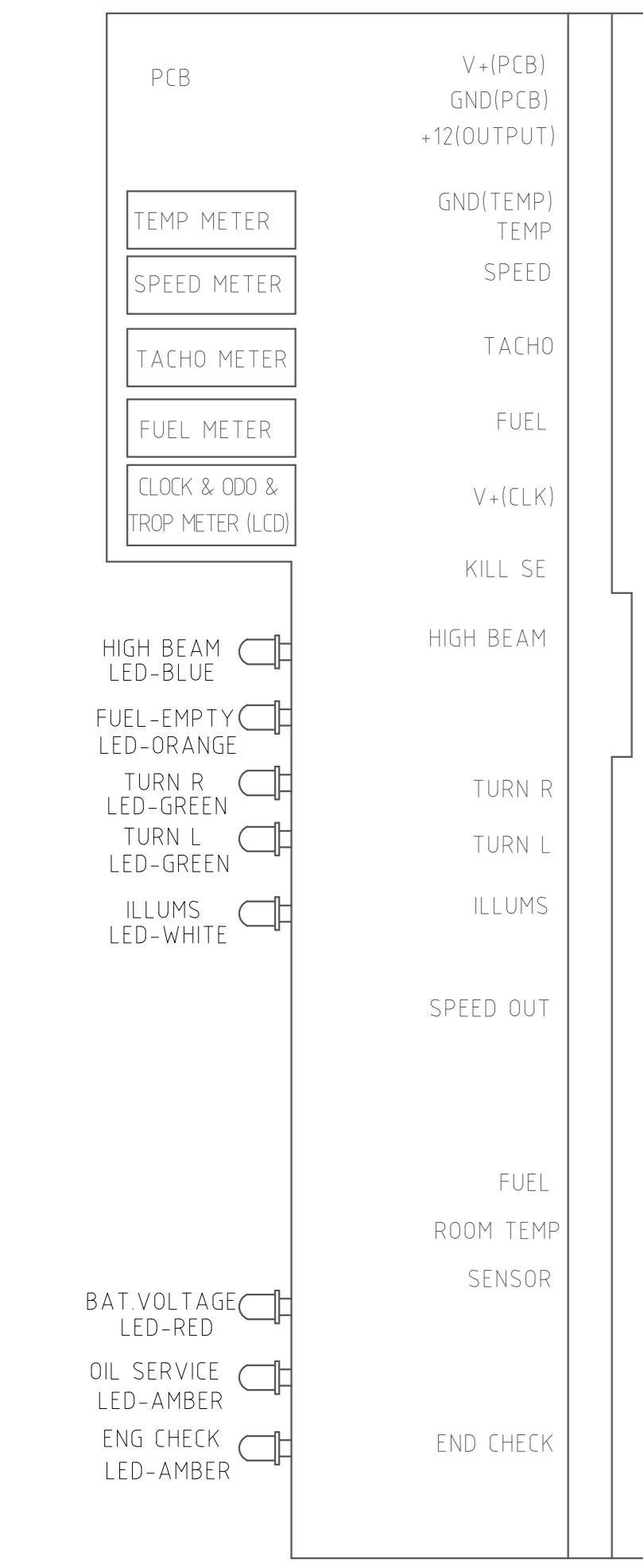
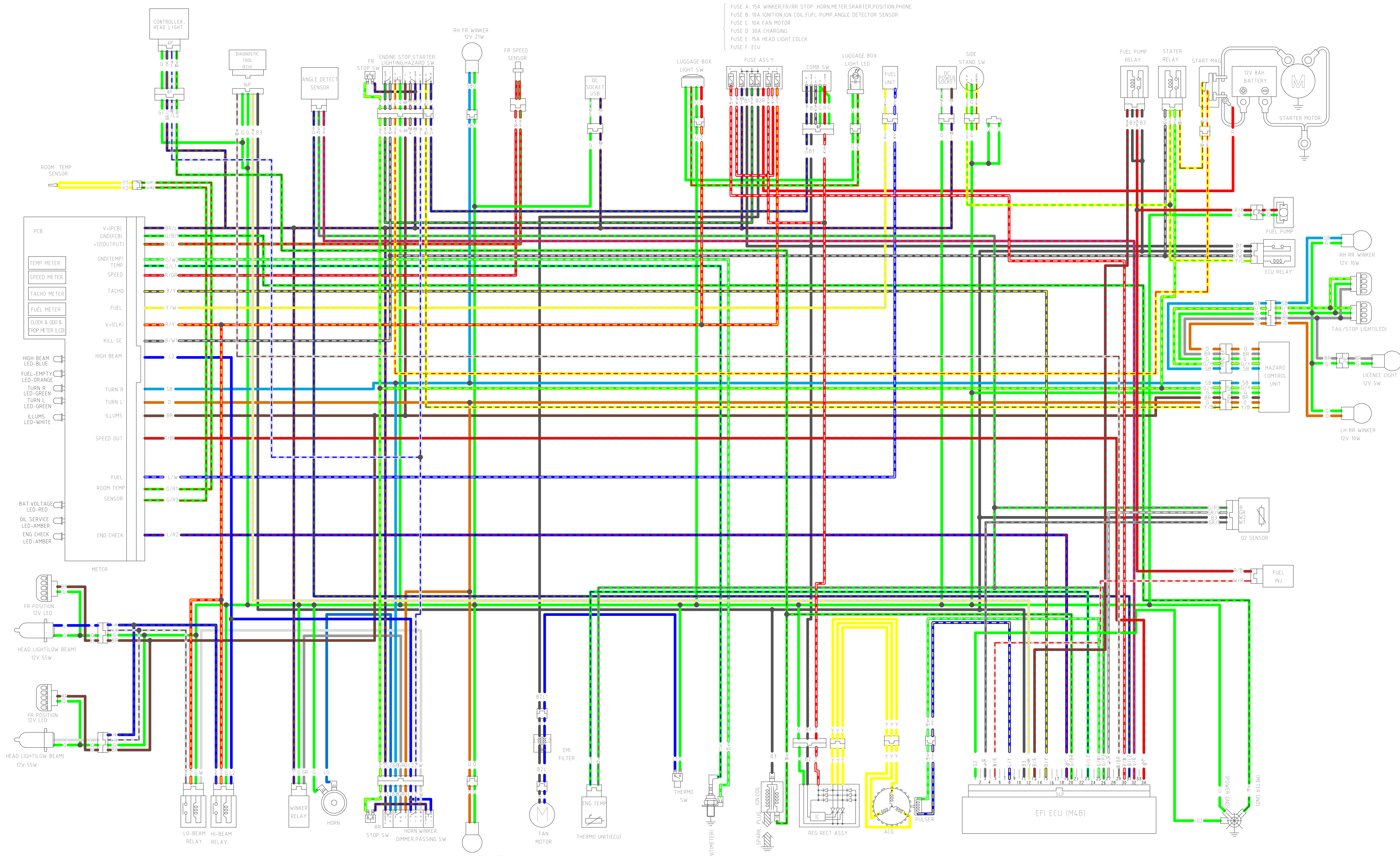


# KLU X-TOWN CITY 125 WIRING DIAGRAM



# KYMCO

FUSE A: 15A WINKER,FR/RR STOP ,HORN,METER,STARTER,PHONE  
 FUSE B: 10A IGNITION,IGN COIL,FUEL PUMP,ANGLE DETECTOR SENSOR  
 FUSE C: 10A FAN MOTOR  
 FUSE D: 30A CHARGING  
 FUSE E: 15A HEAD LIGHT,COCK  
 FUSE F: ECU



01	PGND1	13	FUEL PUMP RELAY	25	CPS(-)
02		14		26	SGND
03	HEGO HEAT_UP	15	TACHO	27	HEGO SENSOR
04		16		28	S&SLED/HL RELAY
05	INJ	17		29	CAN_L
06		18	PGND2	30	VBD
07		19	MIL	31	TILT
08	CPS(+)	20	IGNITION COIL	32	VSENS
09		21		33	
10		22		34	VEHICLE SPEED
11	VBK	23	ENGINE TEMPERATURE		
12	CAN_H	24			
P1/N	FUNCTION	P1/N	FUNCTION	P1/N	FUNCTION